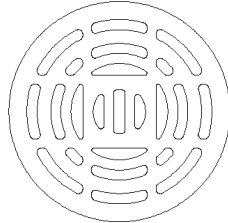
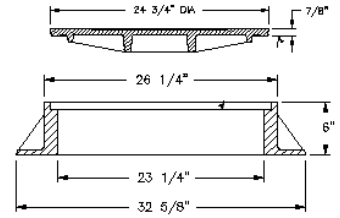


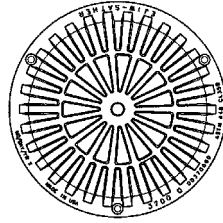
2640 FRAME & COVER

Heavy duty
Machined bearing surfaces

- Options
Special lettered covers
Frames and grates available in gray or ductile iron
Catch pan available if required



Type P Concave Grate
Approx. 136 sq. in. open area

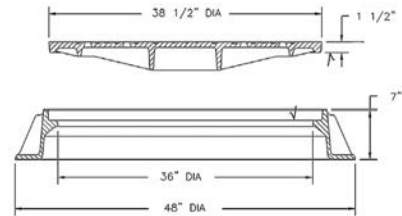


Type O Beehive Grate
Approx. 163 sq. in. open area
9" height above frame

2688 FRAME & COVER

Heavy duty
Machined bearing surfaces

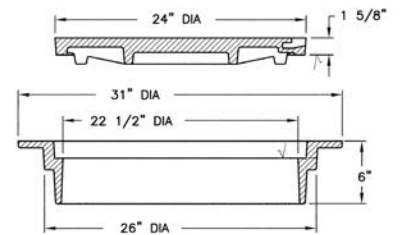
- Options
Watertite assembly
Special lettered covers
Z1 Reversible frame — 4"



2750 FRAME & COVER

Heavy duty

- Options
Special lettered covers



Supplied By:



877-903-7246

www.trenchdrainsupply.com

